



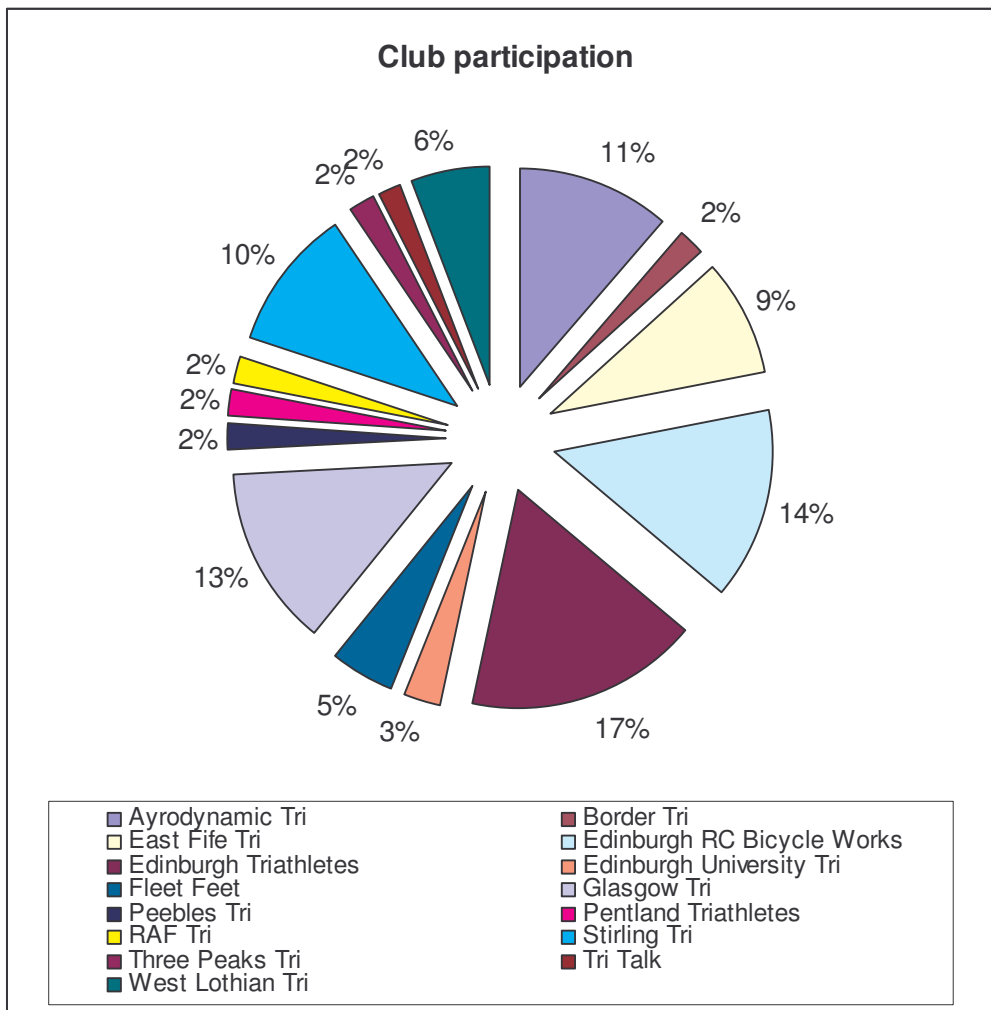
# SURVEY RESULTS

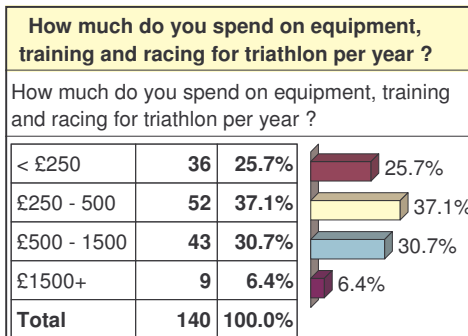
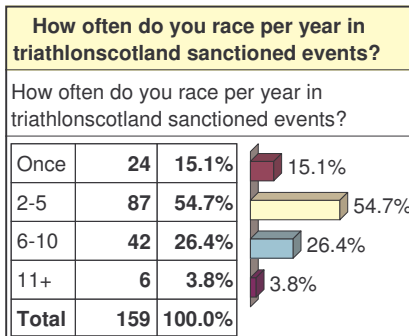
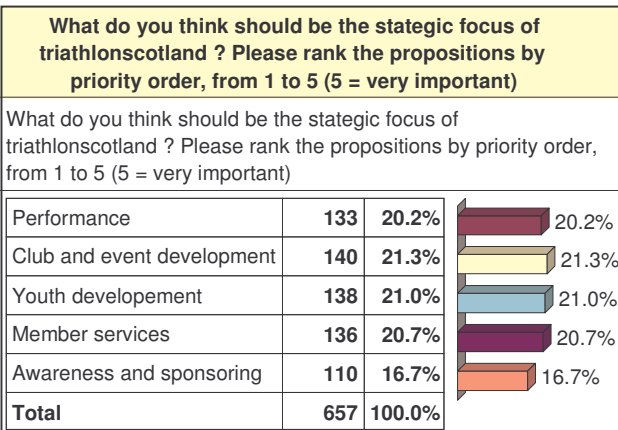
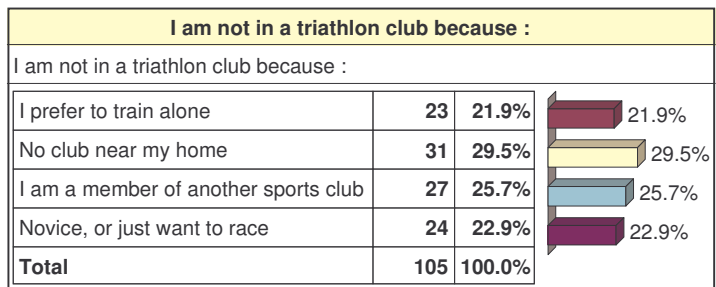

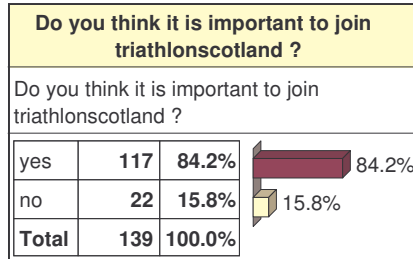
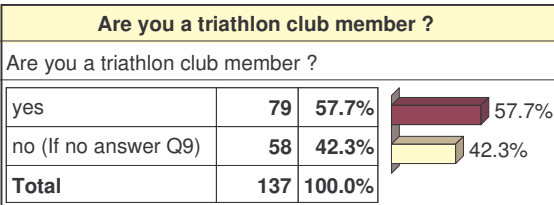
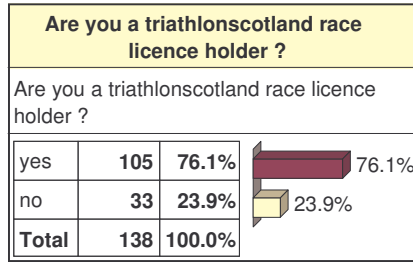
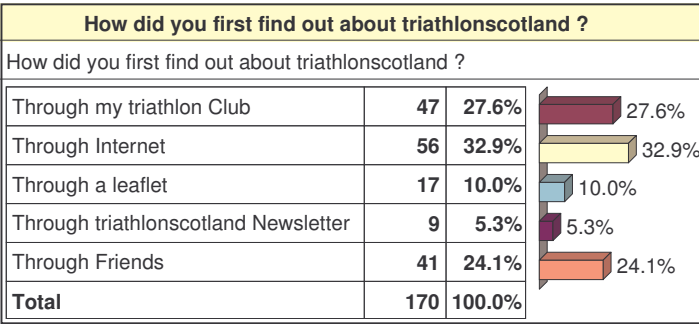
Thanks to the participation of 199 members, the survey highlights the answers of 10% of triathlonscotland members. This figure is representative because the results have been compared (concerning age groups and gender) with those of the equity form and they are matching. Tables and graphics have been chosen to present the answers with simplicity when it was possible.

Some members have chosen not to answer all questions (maybe by lack of time or simply because they did not see it or miss it), nevertheless we can observe that missing answers are not repeated by the same group of people.

We are waiting for Bicycle works to give us the 3 prizes. Once we got them we will inform the winners and ship their prizes to them. Here are the 3 winners :

- 1st place : N°76 : Julia Hector (member number : R000061)
- 2nd place : N°134 Izzy Scott Moncrieff (member number : R000596)
- 3rd place : N°92 Morag Hay (member number : R000506)





What services do you think a triathlonscotland race licence provides ?			
What services do you think a triathlonscotland race licence provides ?			
Voting right and representation tow ards scottish and british sports	81	9.4%	9.4%
New sletter + Website and Forum access	129	15.0%	15.0%
Commercial discounts	72	8.4%	8.4%
Reduced race entry fee costs	135	15.7%	15.7%
Public liability Insurance	101	11.8%	11.8%
Personnal Accident Insurance	71	8.3%	8.3%
Eligibility for national teams/squads/championships	86	10.0%	10.0%
Club ranking Series and Individual rankings results	95	11.1%	11.1%
Preferential rate for organised coaching and training	47	5.5%	5.5%
legal advice	41	4.8%	4.8%
<b>Total</b>	<b>858</b>	<b>100.0%</b>	

Please rate the importance of : Voting right and national representation			
Please rate the importance of : Voting right and national representation			
Moyenne = 2.62 'Important'			
Not important	14	9.9%	9.9%
little importance	45	31.7%	31.7%
Important	64	45.1%	45.1%
Very important	19	13.4%	13.4%
<b>Total</b>	<b>142</b>	<b>100.0%</b>	

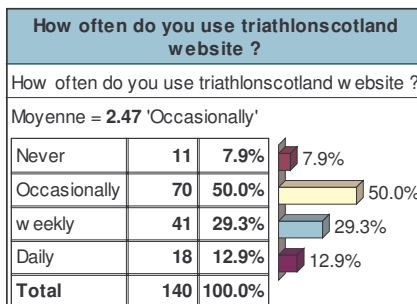
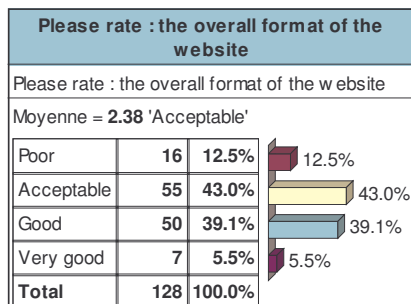
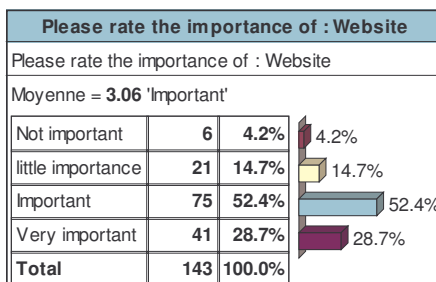
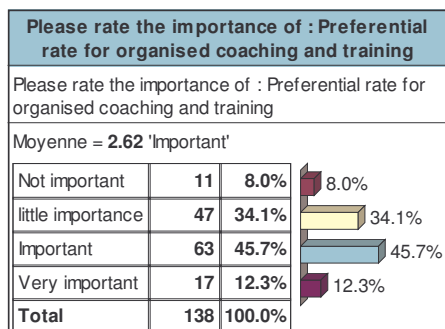
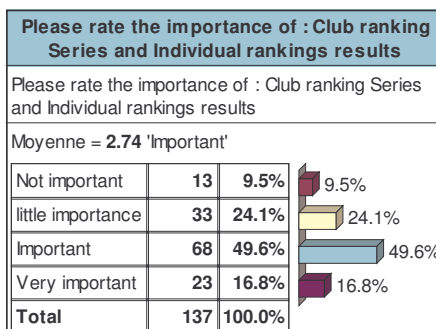
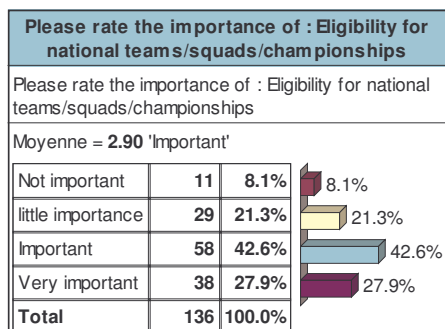

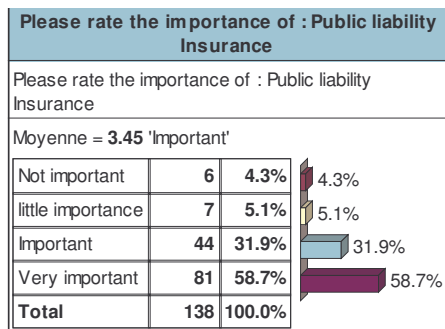
Please rate the importance of : Newsletter			
Please rate the importance of : New sletter			
Moyenne = 2.91 'Important'			
Not important	3	2.2%	2.2%
little importance	28	20.1%	20.1%
Important	86	61.9%	61.9%
Very important	22	15.8%	15.8%
<b>Total</b>	<b>139</b>	<b>100.0%</b>	

Please rate the importance of : Reduced race entry fee costs			
Please rate the importance of : Reduced race entry fee costs			
Moyenne = 3.35 'Important'			
Not important	4	2.9%	2.9%
little importance	13	9.4%	9.4%
Important	53	38.1%	38.1%
Very important	69	49.6%	49.6%
<b>Total</b>	<b>139</b>	<b>100.0%</b>	

Please rate the importance of : Commercial discounts			
Please rate the importance of : Commercial discounts			
Moyenne = 2.58 'Important'			
Not important	9	6.5%	6.5%
little importance	52	37.7%	37.7%
Important	65	47.1%	47.1%
Very important	12	8.7%	8.7%
<b>Total</b>	<b>138</b>	<b>100.0%</b>	

Do you think volunteering would be more succesful if it was rewarded ?			
Do you think volunteering w ould be more succesful if it w as rewarded ?			
yes	78	60.0%	60.0%
no	52	40.0%	40.0%
<b>Total</b>	<b>130</b>	<b>100.0%</b>	

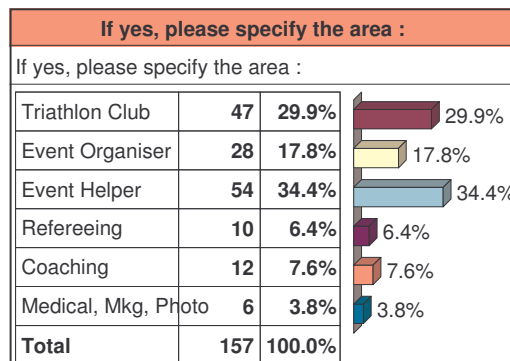
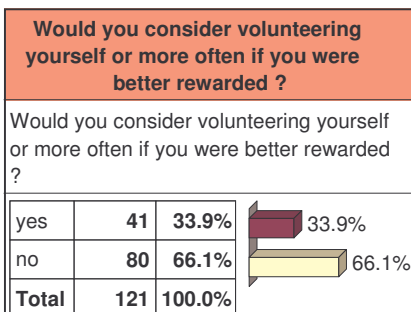
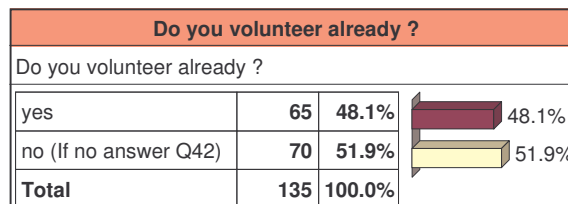
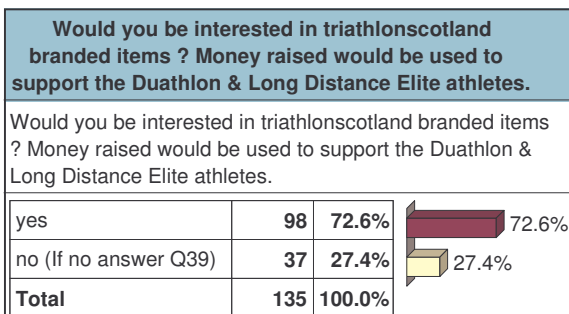
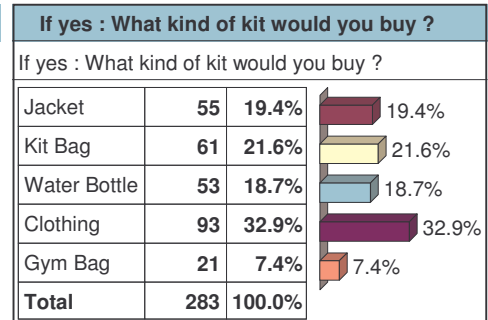
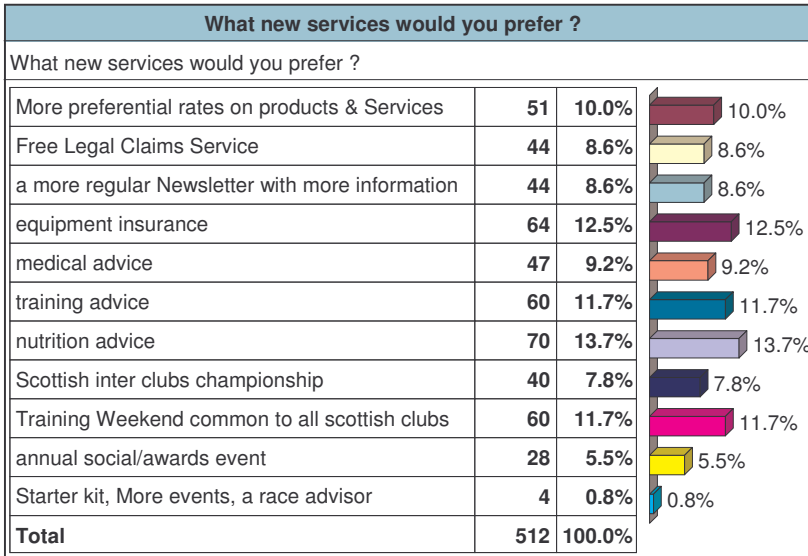
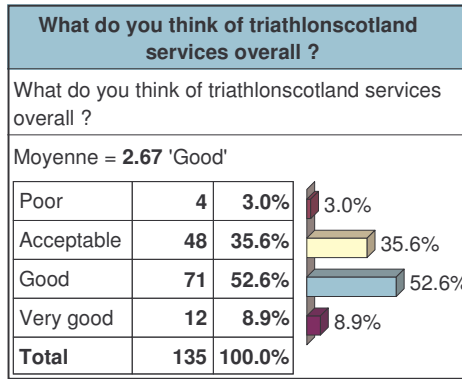
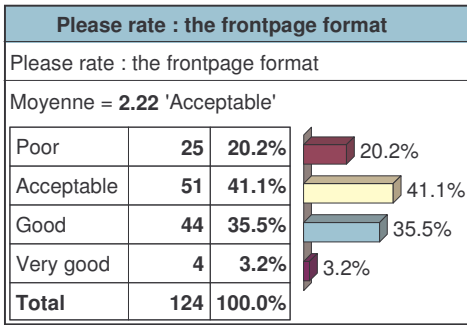
Please rate the importance of : Legal advice			
Please rate the importance of : Legal advice			
Moyenne = 2.66 'Important'			
Not important	15	10.8%	10.8%
little importance	41	29.5%	29.5%
Important	59	42.4%	42.4%
Very important	24	17.3%	17.3%
<b>Total</b>	<b>139</b>	<b>100.0%</b>	



They use mainly the website for the forum (51%), events calendar (25%), results (16%) and general information (8%).

Their main suggestions about the website: Results should be downloaded quicker, it should be simpler to navigate through the website, then easier to manage and update it.

More updates, at least weekly updates. More information on races and events should be on.



In term of new services: they suggested a starter kit for triathlon beginners, Equipment damage cover, more events similar to the DEEside, a paid advisor to help race organisers put on events.

Would you be interested in doing some volunteering ?			
Would you be interested in doing some volunteering ?			
yes	34	24.5%	24.5%
already do so	58	41.7%	41.7%
no (If no answer Q45)	47	33.8%	33.8%
<b>Total</b>	<b>139</b>	<b>100.0%</b>	

If yes, please specify the area of interest :			
If yes, please specify the area of interest :			
Triathlon Club	10	15.9%	15.9%
Event Organiser	7	11.1%	11.1%
Event Helper	38	60.3%	60.3%
Refereeing	4	6.3%	6.3%
Coaching	3	4.8%	4.8%
Medical, Mkg, Photo	1	1.6%	1.6%
<b>Total</b>	<b>63</b>	<b>100.0%</b>	

If you are not interested ; Why ?			
If you are not interested ; Why ?			
lack of time	43	53.8%	53.8%
not motivated	13	16.3%	16.3%
do not want to complete forms and be enrolled forever	7	8.8%	8.8%
Already involved elsewhere	17	21.3%	21.3%
<b>Total</b>	<b>80</b>	<b>100.0%</b>	

Do you know someone else who would be interested in volunteering ?			
Do you know someone else who would be interested in volunteering ?			
yes	10	7.8%	7.8%
no (If no answer Q49)	119	92.2%	92.2%
<b>Total</b>	<b>129</b>	<b>100.0%</b>	

Your Gender ?			
Your Gender ?			
Female	47	34.6%	34.6%
Male	89	65.4%	65.4%
<b>Total</b>	<b>136</b>	<b>100.0%</b>	

How would you like to be rewarded ?			
How would you like to be rewarded ?			
reduced race entries	64	21.3%	21.3%
goodies	57	18.9%	18.9%
loyalty card with gift catalogue	27	9.0%	9.0%
reduced club fee costs	22	7.3%	7.3%
recognition	18	6.0%	6.0%
partners'special offers	11	3.7%	3.7%
being considered for other volunteering opportunities at the Olympics or Commonwealth games	48	15.9%	15.9%
Clothing	50	16.6%	16.6%
Travel expenses	4	1.3%	1.3%
<b>Total</b>	<b>301</b>	<b>100.0%</b>	

Your age range ?			
Your age range ?			
<17 years	29	16.1%	16.1%
17 - 19 years	11	6.1%	6.1%
20 - 39 years	62	34.4%	34.4%
40 - 49 years	59	32.8%	32.8%
50 - 59 years	14	7.8%	7.8%
60 and over	5	2.8%	2.8%
<b>Total</b>	<b>180</b>	<b>100.0%</b>	

Marital status			
Marital status			
Single	37	26.2%	26.2%
Married	81	57.4%	57.4%
Living w ith partner	15	10.6%	10.6%
Divorced	8	5.7%	5.7%
w idowed	0	0.0%	0.0%
<b>Total</b>	<b>141</b>	<b>100.0%</b>	

